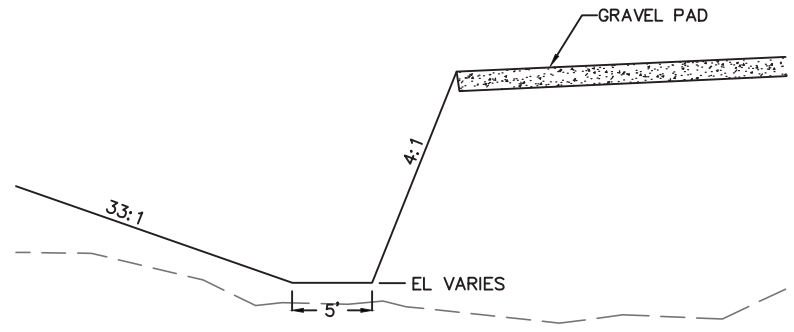
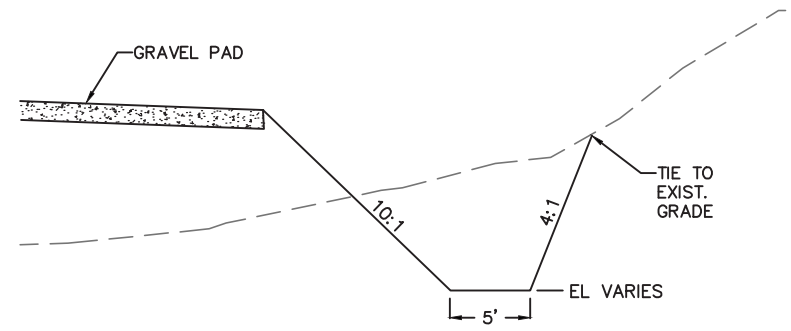


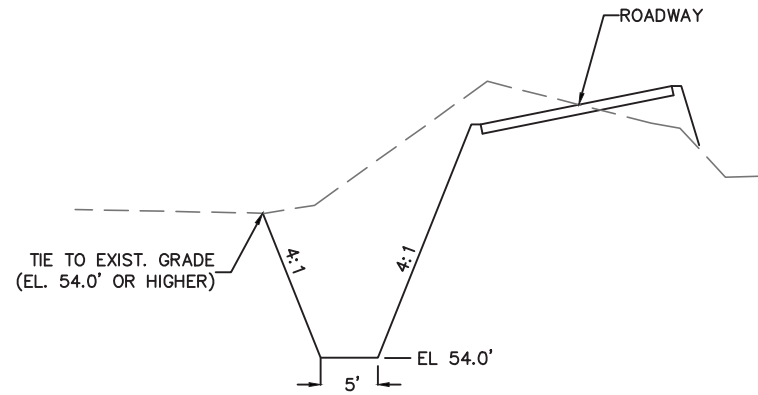
INCHES
0 1/2 1



E DITCH FROM POND 4-1 TO POND 4-4
C-2/3 NTS



F DITCH TO POND 4-4
C-2/3 NTS



G TREATMENT SWALE 4-2 SECTION
C-2/3 NTS

TREATMENT SWALE NOTES:

1. TREATMENT SWALE SHALL BE EXCAVATED TO ROUGH GRADE INITIALLY AND USED AS SEDIMENT BASINS. ONCE MAJOR SOIL DISTURBING ACTIVITIES ARE COMPLETED, SWALE WILL BE EXCAVATED TO FINAL GRADE.
2. SIDE SLOPES SHALL BE SODDED TO 1' BEYOND THE TOE OF SLOPE.
3. BOTTOMS SHALL BE SEEDED & MULCHED OR SODDED WITH SAND GROWN SOD.
4. SEE GENERAL NOTES SHEET FOR OTHER STABILIZATION NOTES

ENGINEER OF RECORD

SCOTT P. WESSON
PE NO. 52801

CLIENT: **SABAL TRAIL TRANSMISSION, LLC**

PROJECT: **DUNNELLON COMPRESSOR STATION (CS6)**

SHEET TITLE: **DETAILS 2**



JOB NO.:	
DESIGNED:	CHECKED:
DRAWN:	APPROVED:
SHEET NO.:	C-5

PLOT DATE: 9/11/2018 2:15 PM
FILE NAME: T:\PROJECTS\01\Interstate Engineering\Sabal Trail Gas Transmission\Phase II\02 CS_6_DUNNELLON\CADD\1795-CS6-MD-PROP-ESC-PLAN.dwg